

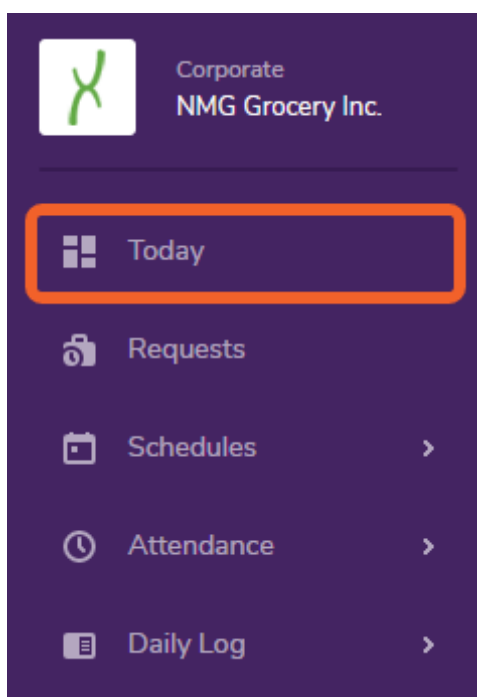
Accept or reject a shift

TimeForge is a great tool for managers because it makes scheduling employees and tracking attendance simple.

TimeForge is also great for employees because it gives them the power to accept or reject their shifts for someone else to pick up. If an employee decides to deny their shift and give it up, manager approval will still be required before it takes effect. The **employee will have to log in** to their TimeForge account and follow these steps to accept or reject their shift.

Log in and visit the Today page

From the **Today tab**, the employee can view their upcoming shifts and schedule information.



Accept or reject the shift

The employee's upcoming work schedules are displayed in an easy to read format, and include today's scheduled shifts as well as any upcoming shifts that managers have posted. Each shift includes the start and end times, as well as the position (and section) the employee is supposed to work. Scheduled shifts appear in yellow.

The employee can click on **Confirm** or **Give Up** for any particular shift, which acts as a way to accept or reject the shift.

Calendar for 10/13/2019 - 10/19/2019

Attendance Schedule Availability & Requests HR Types Daily Logs						
SUN 10/13	MON 10/14	TUE 10/15	WED 10/16	THU 10/17	FRI 10/18	SAT 10/19
	<div>08:00 AM-05:00 PM</div> <div>Confirm</div> <div>Give Up</div> <div>Administrative Assistant</div> <div>At Customer Service - Manhattan</div> <div>Main Office</div>	<div>08:00 AM-05:00 PM</div> <div>Confirm</div> <div>Give Up</div> <div>Administrative Assistant</div> <div>At Customer Service - Manhattan</div> <div>Main Office</div>	<div>08:00 AM-05:00 PM</div> <div>Confirm</div> <div>Give Up</div> <div>Administrative Assistant</div> <div>At Customer Service - Manhattan</div> <div>Main Office</div>	<div>08:00 AM-05:00 PM</div> <div>Confirm</div> <div>Give Up</div> <div>Administrative Assistant</div> <div>At Customer Service - Manhattan</div> <div>Main Office</div> <div>08:00 AM-12:00 PM</div>	<div>08:00 AM-05:00 PM</div> <div>Confirm</div> <div>Give Up</div> <div>Administrative Assistant</div> <div>At Customer Service - Manhattan</div> <div>Main Office</div>	

i If the employee confirms a shift, there is typically no other action needed for that shift.

Give up the scheduled shift

On the **Give Up Shift** screen, review that the shift information is correct. You can also enter a brief message that will be shown to other staff members and managers before they pick up the shift or before management approves the shift.

Click the **Give Up** button when you are finished.

Give Up Shift

Shift Information:

Date: Thursday 10/17/2019

Time Range: 08:00 AM-05:00 PM

Position: Administrative Assistant

Would you like to add a message? This message will be shown to other staff members who want to pick up this shift.

Message: Requested the day off.


Give Up

Cancel


Shift swap is pending

Once you give up a shift, it will be "pending" until someone picks it up and the manager approves the swap.

You can pick it back up yourself on the Today page if needed.

[PICK UP](#)
[SHIFTS](#) 

THU 10/17

 08:00 AM-05:00 PM

Administrative

Assistant


At Customer Service -

Manhattan Main Office

Pick

back

up

 08:00 AM-12:00 PM